

PUBLIC SCHOOLS of
BROOKLINE

Edward Devotion School - Upper

School Staff
Spring 2017



Report created by
Panorama Education

Summary

Topic Description	Results	Comparison
District Climate	45%	48% Brookline Public Schools
Educating All Students	72% ▲ 8 since last survey	73% Brookline Public Schools
Feedback	19% ▼ 17 since last survey	27% Brookline Public Schools
Professional Learning	36% ▼ 21 since last survey	39% Brookline Public Schools
School Climate	60% ▼ 10 since last survey	67% Brookline Public Schools
School Leadership	52% ▼ 22 since last survey	55% Brookline Public Schools
Staff-Family Relationships	62% ▲ 1 since last survey	72% Brookline Public Schools
Staff-Leadership Relationships	56% ▼ 18 since last survey	66% Brookline Public Schools



Teaching Efficacy

60%

▼ **16**

since last survey

68%

Brookline Public Schools

37 responses

District Climate

Your average

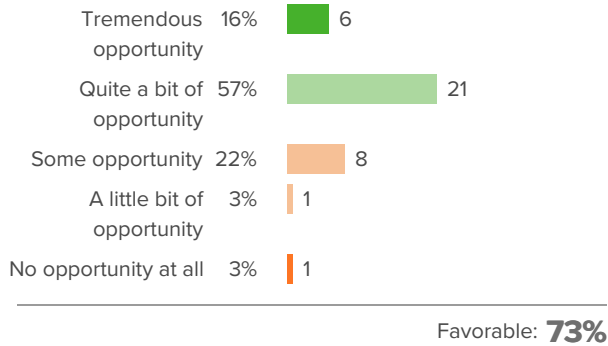
45%

37 responses

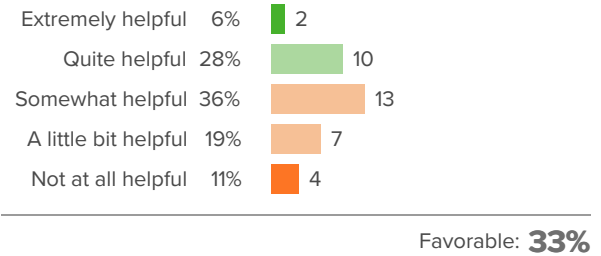
District average: **48%** Brookline Public Schools

How did people respond?

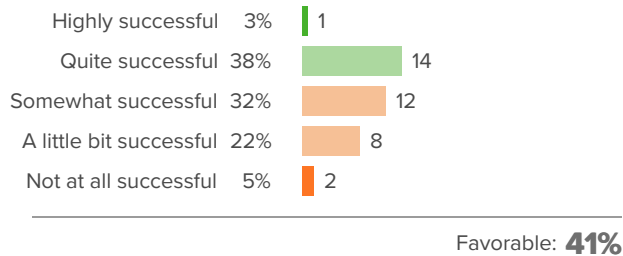
Q.1: To what extent do you have the opportunity to do what you do best every day?



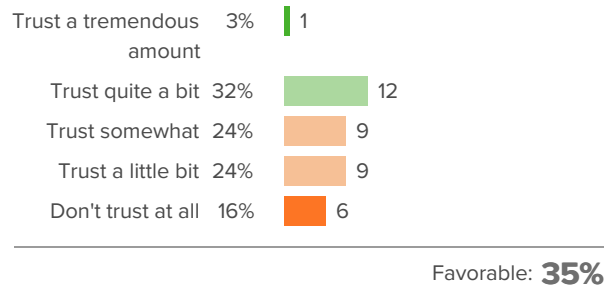
Q.2: How helpful are district leaders in providing the support you need to do your job well?



Q.3: How successful are district leaders in communicating important information to staff?

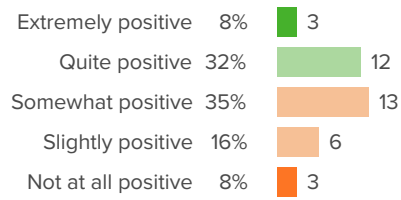


Q.4: To what extent do you trust the district leaders to do what they say they will do?





Q.5: Overall, how positive is the working environment in the district as a whole?



Favorable: **41%**

Educating All Students

Your average

72%

37 responses

Change

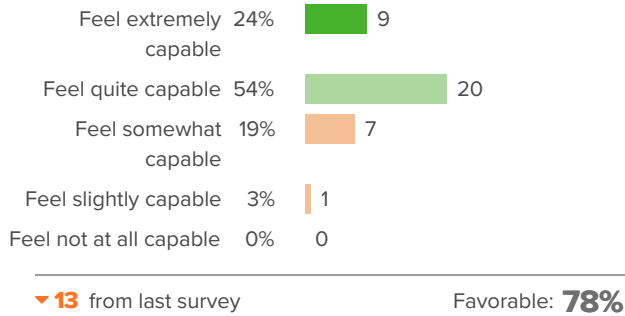
▲ 8

since last survey

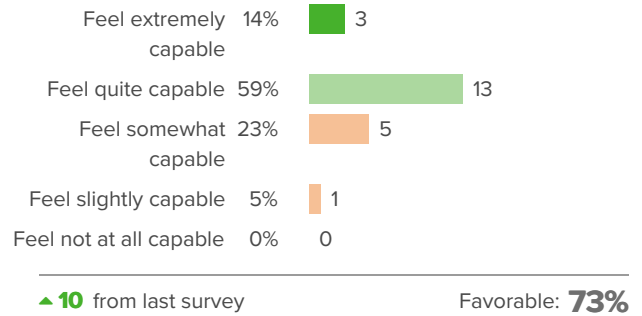
District average: **73%** Brookline Public Schools

How did people respond?

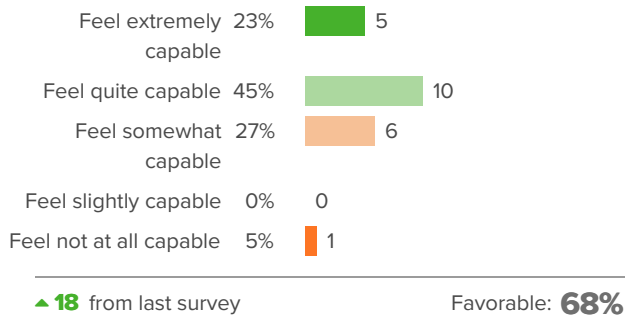
Q.1: To what extent do you feel capable of interacting with students at this school who are from a different racial and/or cultural background from your own?



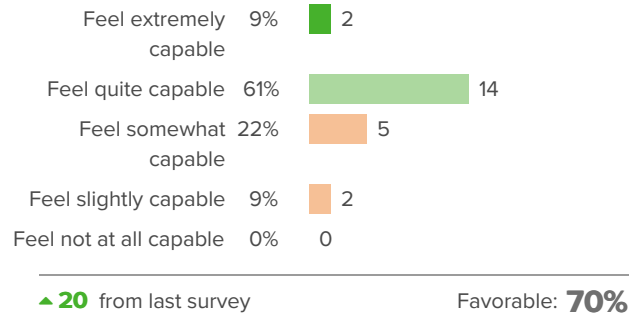
Q.2: When an issue of diversity arises in your class, to what extent do you feel capable of addressing the situation?



Q.3: To what extent do you feel capable of incorporating material about people from different racial or cultural backgrounds into your curriculum?



Q.4: To what extent do you feel capable of having conversations about race with your students?



Feedback

Your average

19%

37 responses

Change

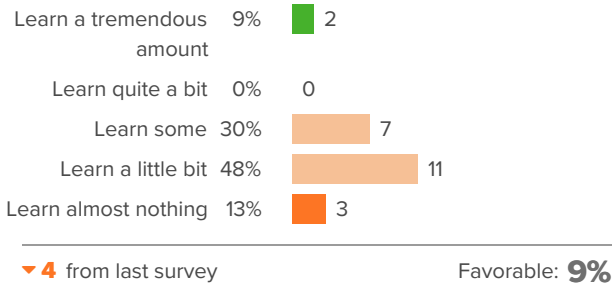
▼ **17**

since last survey

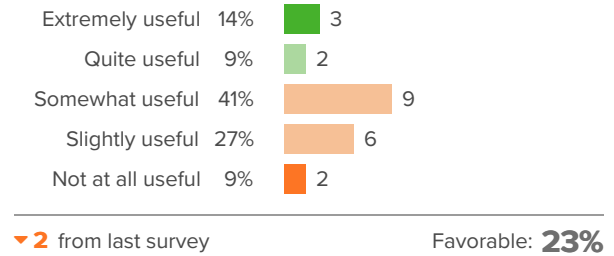
District average: **27%** Brookline Public Schools

How did people respond?

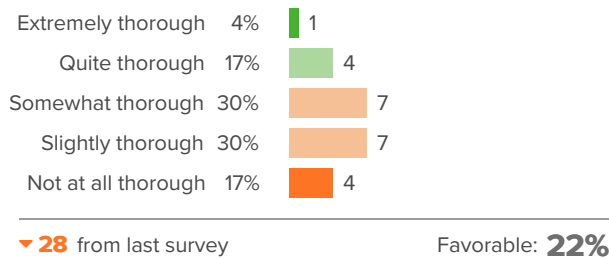
Q.1: How much do you learn from the teacher evaluation processes at your school?



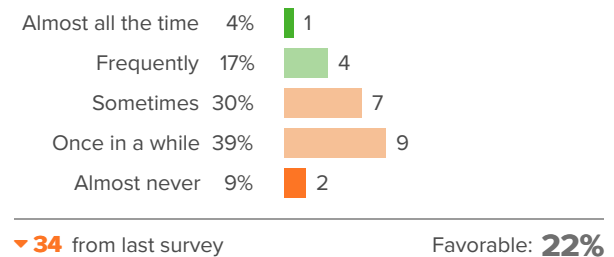
Q.2: How useful do you find the feedback you receive on your teaching?



Q.3: At your school, how thorough is the feedback you receive in covering all aspects of your role as a teacher?



Q.4: How often do you receive feedback on your teaching?



Professional Learning

Your average

36%

37 responses

Change

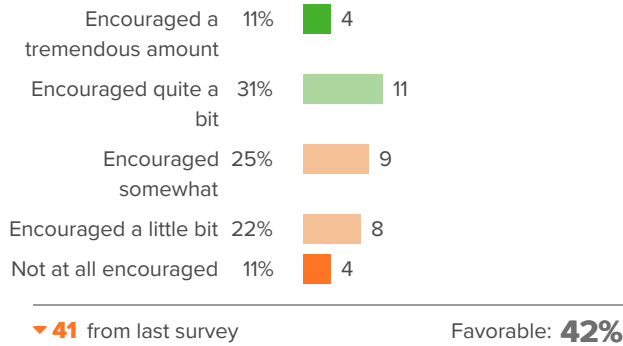
▼ **21**

since last survey

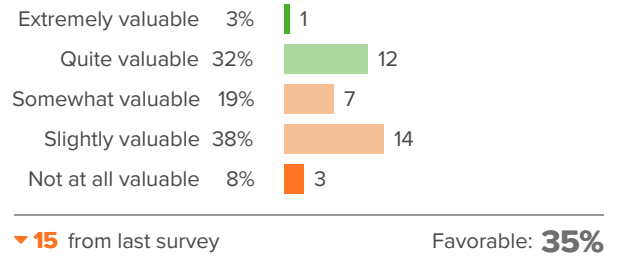
District average: **39%** Brookline Public Schools

How did people respond?

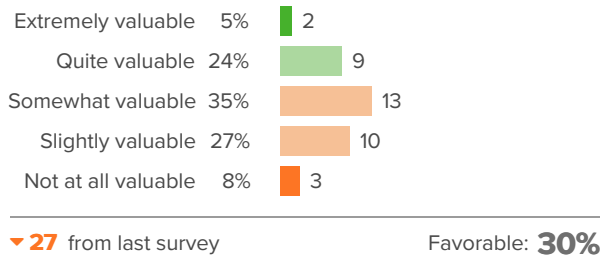
Q.1: At this school, to what extent are your ideas and suggestions for improvement encouraged?



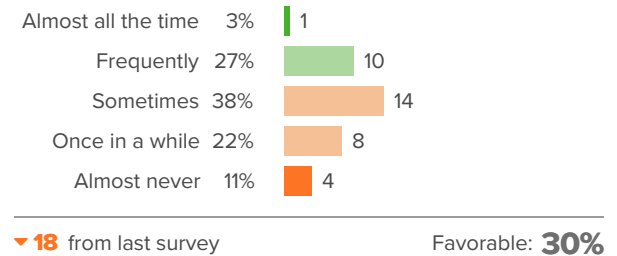
Q.2: How valuable are the professional development opportunities that are organized by this school (or, for BHS teachers, department)?



Q.3: How valuable are the professional development opportunities that are organized by district staff?

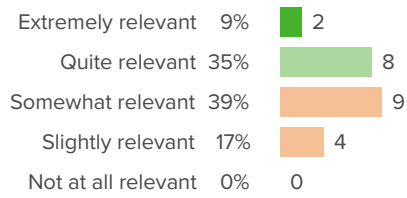


Q.4: How often do your professional development opportunities help you explore new ideas?





Q.5: How relevant have your professional development opportunities been to the content that you teach?



▼ **4** from last survey

Favorable: **43%**

School Climate

Your average

60%

37 responses

Change

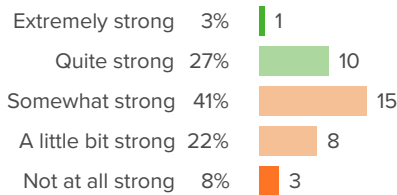
▼ **10**

since last survey

District average: **67%** Brookline Public Schools

How did people respond?

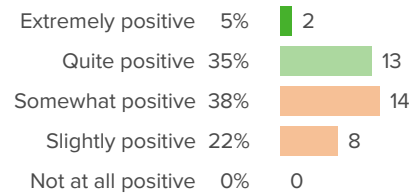
Q.1: To what extent does this school have a strong sense of community?



▼ **9** from last survey

Favorable: **30%**

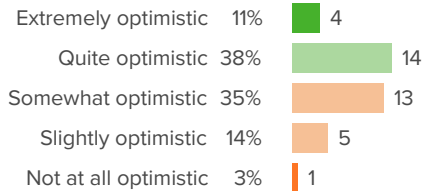
Q.2: Overall, how positive is the working environment at this school?



▼ **20** from last survey

Favorable: **41%**

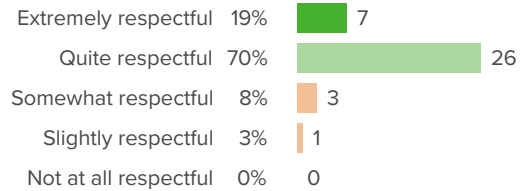
Q.3: How optimistic are you that this school will continue to improve?



▼ **34** from last survey

Favorable: **49%**

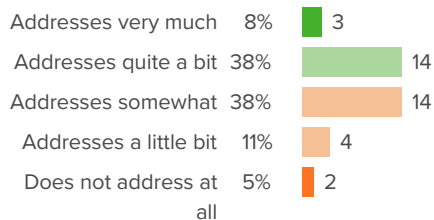
Q.4: How respectful are the relationships between staff and students at this school?



▼ **2** from last survey

Favorable: **89%**

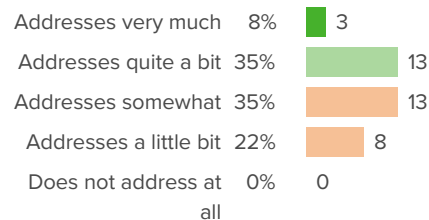
Q.5: How well does this school address matters related to students' socioeconomic status?



▲ **5** from last survey

Favorable: **46%**

Q.6: How well does this school address matters related to students' race/ethnicity?

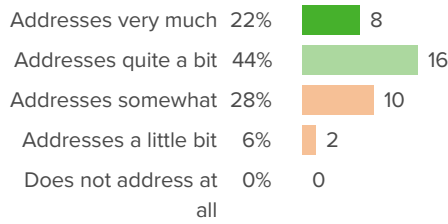


▲ **0** from last survey

Favorable: **43%**

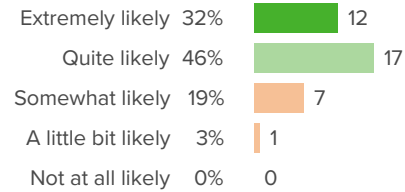


Q.7: How well does this school address matters related to students' disabilities?



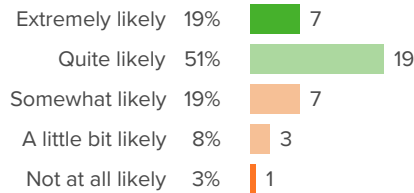
▼ **7** from last survey Favorable: **67%**

Q.8: If a friend or colleague were looking for a school to send their children, how likely would you be to recommend this school to them?



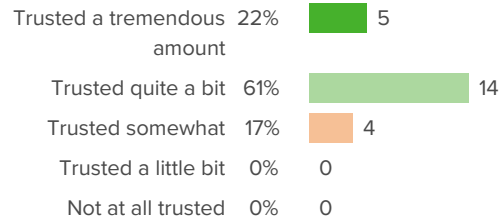
▼ **8** from last survey Favorable: **78%**

Q.9: If a friend or colleague were looking for a teaching job, how likely would you be to recommend this school to them?



▼ **13** from last survey Favorable: **70%**

Q.10: To what extent are teachers at this school trusted to teach in the way they think is best?



▼ **17** from last survey Favorable: **83%**

School Leadership

Your average

52%

37 responses

Change

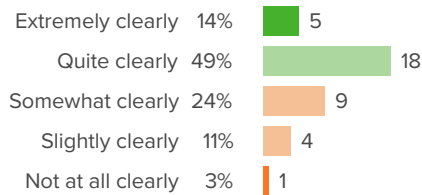
▼ **22**

since last survey

District average: **55%** Brookline Public Schools

How did people respond?

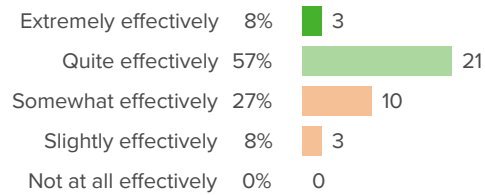
Q.1: How clearly do school leaders identify their goals for this school?



▼ **29** from last survey

Favorable: **62%**

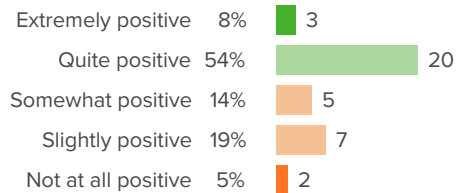
Q.2: How effectively do school leaders communicate important information to staff?



▼ **22** from last survey

Favorable: **65%**

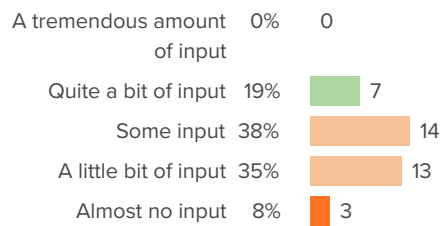
Q.3: How positive is the tone that school leaders set for the culture of the school?



▼ **8** from last survey

Favorable: **62%**

Q.4: When the school (or, for BHS teachers, department) makes important decisions, how much input do staff members have?



▼ **29** from last survey

Favorable: **19%**

Staff-Family Relationships

Your average

62%

37 responses

Change

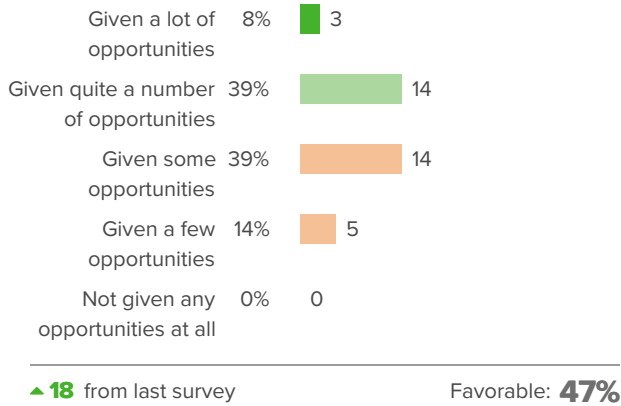
▲ 1

since last survey

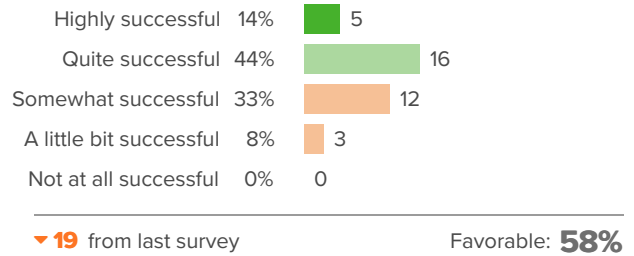
District average: **72%** Brookline Public Schools

How did people respond?

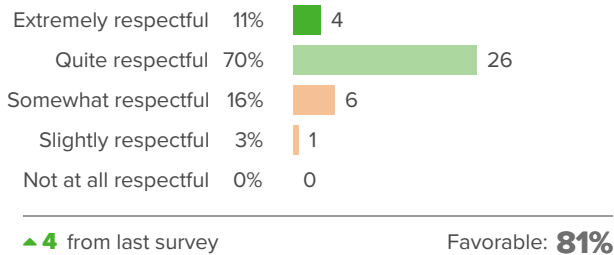
Q.1: To what extent are parents/guardians given opportunities to be meaningfully involved at this school?



Q.2: How successful is this school in communicating with students' families?



Q.3: At this school, how respectful are the parents towards you?



Staff-Leadership Relationships

Your average

56%

37 responses

Change

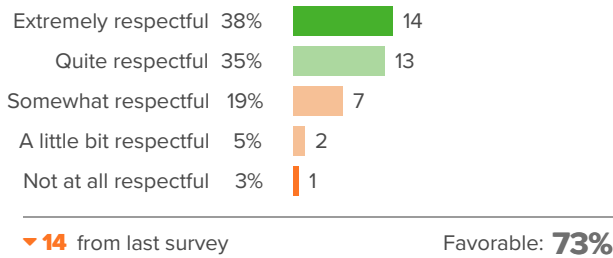
▼ **18**

since last survey

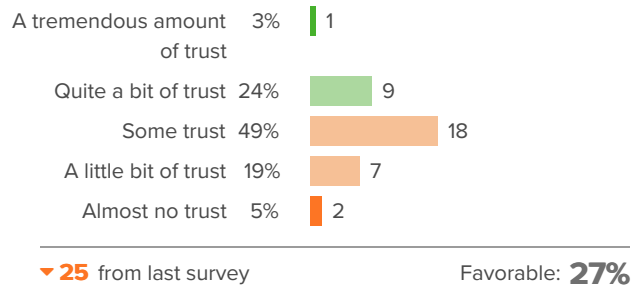
District average: **66%** Brookline Public Schools

How did people respond?

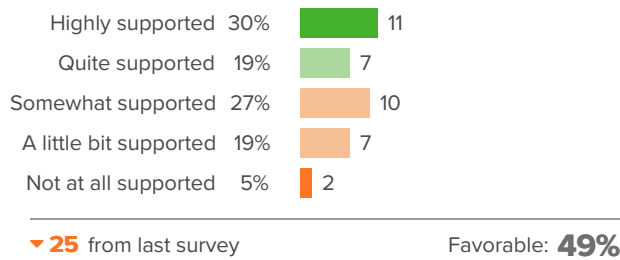
Q.1: How respectful are this school's leaders towards you?



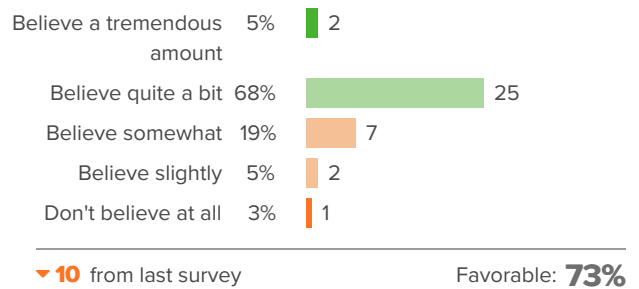
Q.2: How much trust exists between school leaders and staff?



Q.3: To what extent do you feel supported by this school's leaders?



Q.4: To what extent do you believe this school's leaders will do what they say they will do?



Teaching Efficacy

Your average

60%

37 responses

Change

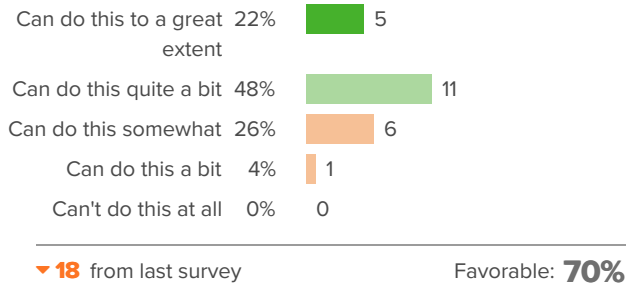
▼ **16**

since last survey

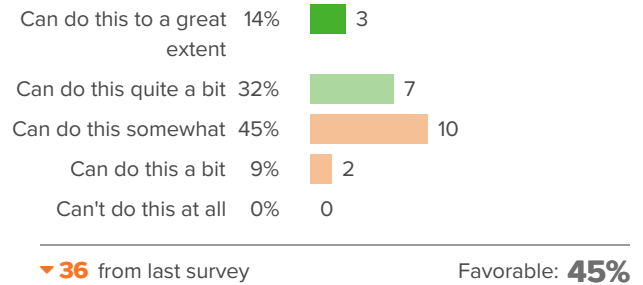
District average: **68%** Brookline Public Schools

How did people respond?

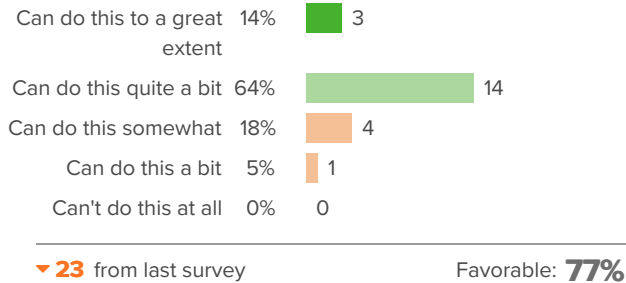
Q.1: To what extent do you feel you can meet the learning needs of students with disabilities?



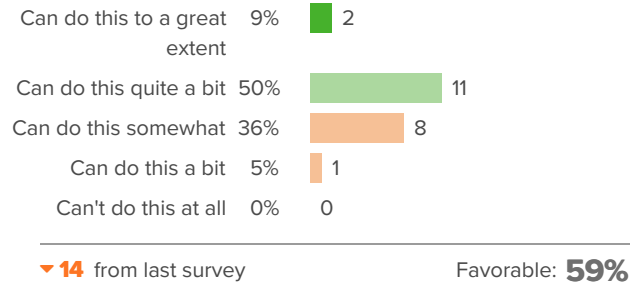
Q.2: To what extent do you feel you can move through material at a pace that works well for each of your students?



Q.3: To what extent do you feel you can manage particularly disruptive classes?

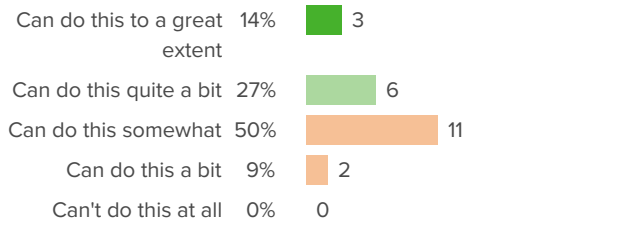


Q.4: To what extent do you feel you can engage students who are not motivated?





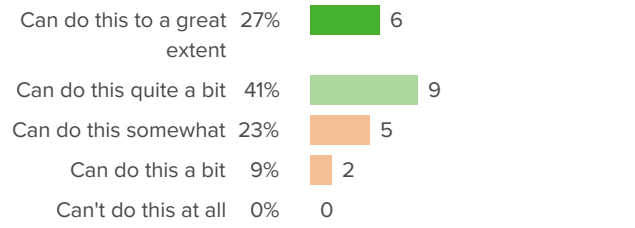
Q.5: To what extent do you feel you can meet the learning needs of students whose first language is not English?



▼ **15** from last survey

Favorable: **41%**

Q.6: To what extent do you feel you can meet the learning needs of your most advanced students?



▲ **12** from last survey

Favorable: **68%**